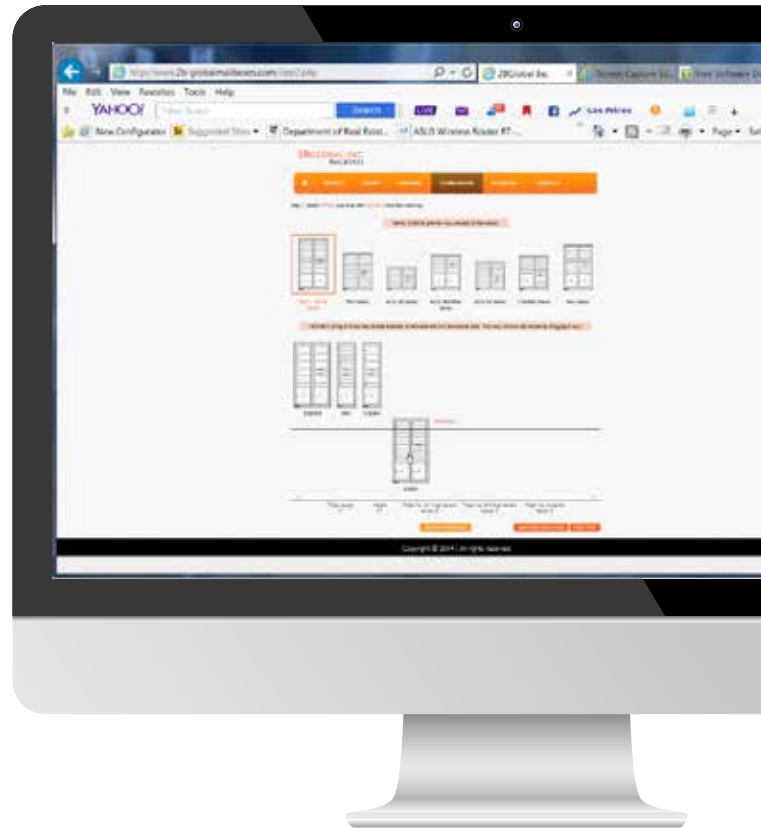


2B GLOBAL INC

MAILBOXES



Online Configurator



For Commercial and Residential

USPS COLLECTION
PAGE 3

CENTRALIZED DELIVERY SYSTEM
PAGE 18

PRIVATE COLLECTION
PAGE 26

solid!



THE USPS COLLECTION

APPROVED BY USPS



USPS COLLECTION: ELEGANTLY DESIGNED FOR ARCHITECTS & INTERIOR DESIGNERS

The USPS Collection was created with today's needs in mind. Designed to please the eye. Engineered to thwart theft. Its revolutionary design makes it the mailbox of choice.

The outgoing mail slot is covered with a self-closing flap that is mounted flush with the face of the cabinet. No unsightly bolt heads are visible on the carrier access door and parcel doors.

Precision engraving of all numbers, letters, and manufacturer identifications, unlike other manufacturers who substitute cheaper decals.

No bolt heads around the arrow lock or near the hinge which allows for a true anodized finish.





EXPERTLY CRAFTED FOR BUILDING OWNERS & POSTAL CARRIERS

Solid aluminum blocks reinforce each corner of the outer frame to keep the master loading door from sagging, thus eliminating the most common problem preventing the closure of the master loading door.

Horizontally extruded 3/4 inch ribs at the top and bottom of each tenant door for unparalleled bending strength and theft resistance.

The multi-point latching eyelet provides superior security while eliminating sharp hazards for the postal carriers.

Master loading door is automatically locked when closed. An additional safety measure on the carrier access door guarantees the latch is fully-engaged when closed.

One inch thick solid aluminum angle bar is concealed inside every corner of the master loading door to keep it from sagging, tilting or shifting during transportation, installation or post-construction. This feature eliminates most of the tenant door and parcel locker door jamming issues.



USPS APPROVED THE USPS COLLECTION



STANDARD FEATURES

- Meets or exceeds all USPS-4C standards. USPS approved.
- Each tenant lock comes with three keys.
- Large capacity outgoing mail collection compartment.
- Overlapping seams on master door for superior pry resistance.
- Half-inch trim on all four sides.
- Compliant with ADA Standards for Accessible Design (28 CFR Part 36, revised as of July 1, 1994). All outgoing mail slots meet the 48" high Forward Reach limit. For more details, please see the mailbox SPECIFICATIONS.

EXCLUSIVE FEATURES

- Parcel locker door is constructed with double aluminum panels to conceal hardware and locking mechanism, and is reinforced with C channel for superior strength.
- Quick-fix connector for stacking single column mailbox cabinet onto parcel locker cabinet.

WARRANTY

- Our USPS Collection mailboxes come with a five (5) year limited warranty against manufacturing defects.



yes!





©2014 USPS. All rights reserved.
USPS. All rights reserved.
www.usps.com





41

42

43

44

45

46

47

48

49

50

51

52

53

54

55

56

57

OUTGOING MAIL

U.S. MAIL

58

59

60

61

62

63

64

65

66

67

68

69

70

71

72

73

74

75

76

77

OUTGOING MAIL

U.S. MAIL

78

79

80

P5

P6

P7

P8

THE USPS COLLECTION MAILBOX FINISHES



VENETIAN BRONZE



ANTIQUE BRASS



SATIN NICKEL



NATURAL

i like mailboxes.



THE USPS COLLECTION

DOOR IDENTIFICATION



VENETIAN BRONZE

Top: Number Plate
Bottom: Engraved



ANTIQUE BRASS

Top: Number Plate
Bottom: Engraved



SATIN NICKEL

Top: Number Plate
Bottom: Engraved

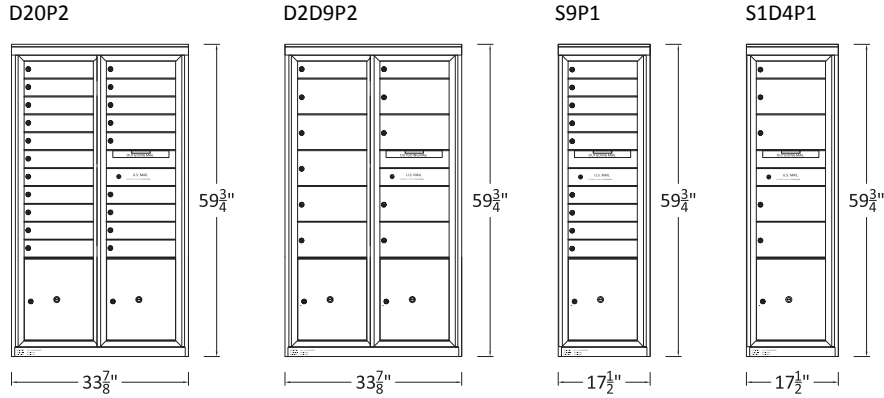


NATURAL

Top: Number Plate
Bottom: Engraved

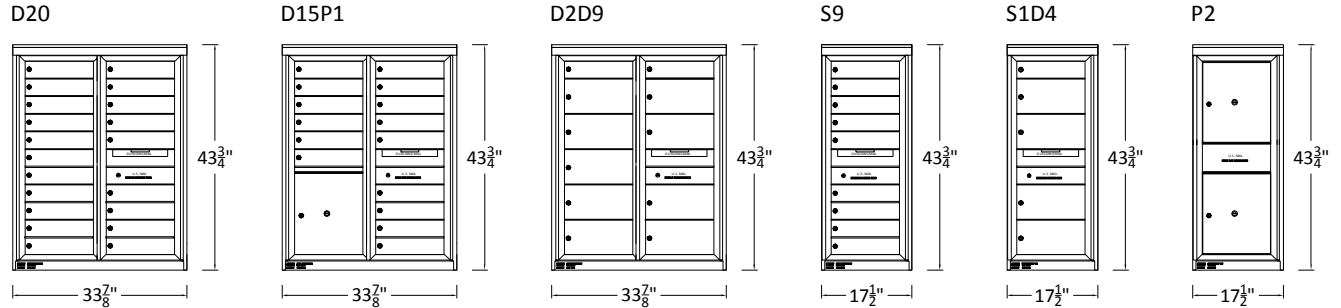
THE USPS COLLECTION SPECIFICATIONS

MAX + Parcel Series



Outgoing mail slots and some tenant doors are ADA compliant with the 48" high forward reach limit. Parcel door compartment shelves are ADA compliant with 15" low forward reach limit.

MAX Series

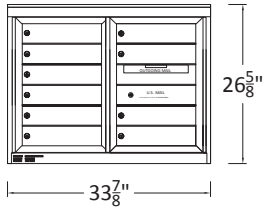


Outgoing mail slots and some tenant doors are ADA compliant with the 48" high forward reach limit. Parcel door compartment shelves are ADA compliant with 15" low forward reach limit.

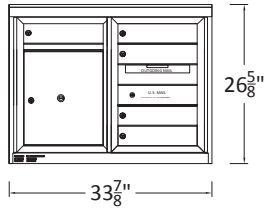
THE USPS COLLECTION SPECIFICATIONS (continued)

ADA 48 Series (FULLY COMPLIANT WITH FORWARD REACH LIMIT)

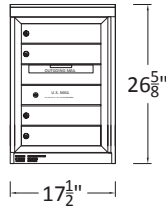
D10



D5P1



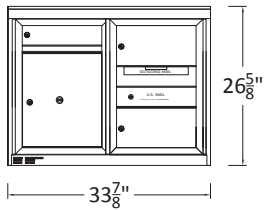
S4



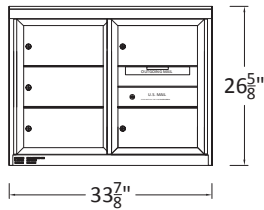
SD2



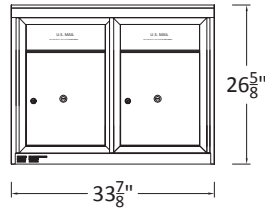
D1D2P1



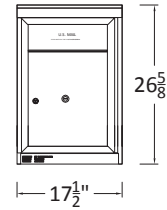
DD5



P2ADA48



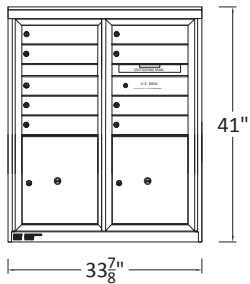
P1ADA48



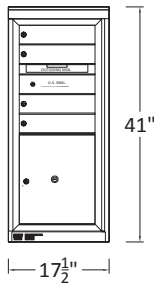
Outgoing mail slots and **ALL** tenant doors are ADA compliant with the 48" high forward reach limit. Parcel door compartment shelves are ADA compliant with 15" low forward reach limit.

ADAexMax Series (FULLY COMPLIANT WITH FORWARD REACH LIMIT)

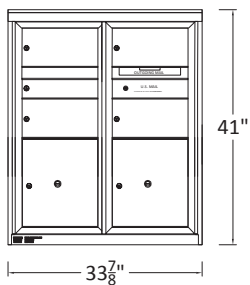
D9P2-48



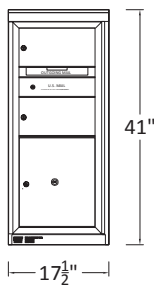
S4P1-48



D1D4P2-48



SD2P1-48

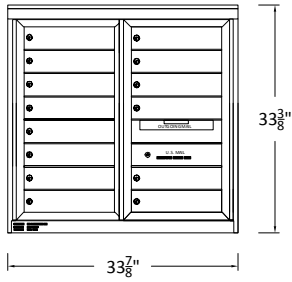


Outgoing mail slots and **ALL** tenant doors are ADA compliant with the 48" high forward reach limit. Parcel door compartment shelves are ADA compliant with 15" low forward reach limit.

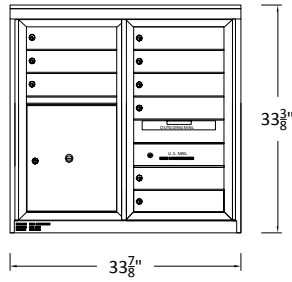
THE USPS COLLECTION SPECIFICATIONS (continued)

ADA 54 Series (FULLY COMPLIANT WITH SIDE REACH LIMIT)

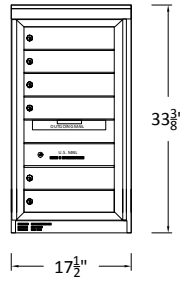
D14



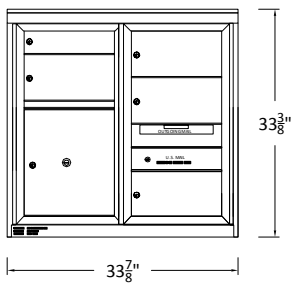
D9P1



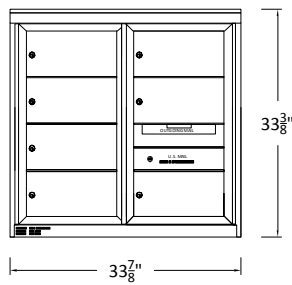
S6



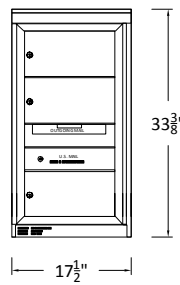
D1D4P1



DD7



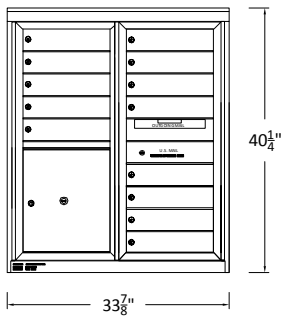
SD3



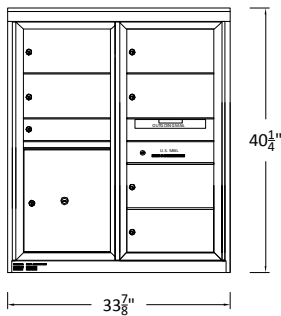
Outgoing mail slots and ALL tenant doors are ADA compliant with the 54" high side reach limit. Parcel door compartment shelves are ADA compliant with 15" low side reach limit.

COMFORT Series

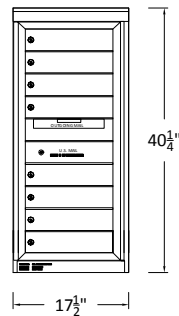
D13P1



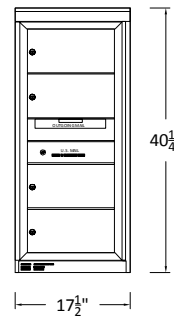
D1D6P1



S8



SD4

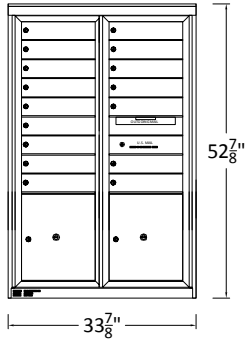


Outgoing mail slots and some tenant doors are ADA compliant with the 48" high forward reach limit. Parcel door compartment shelves are ADA compliant with 15" low forward reach limit.

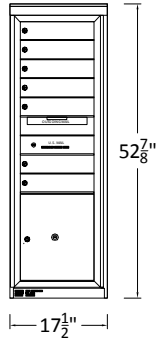
THE USPS COLLECTION SPECIFICATIONS (continued)

FLEX Series

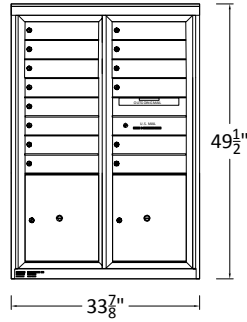
D16P2



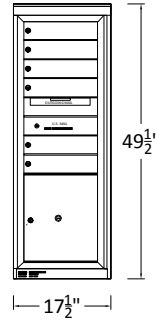
S7P1



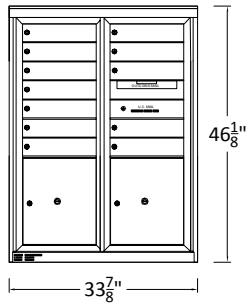
D14P2



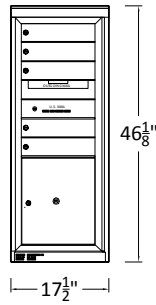
S6P1



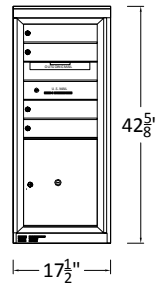
D12P2



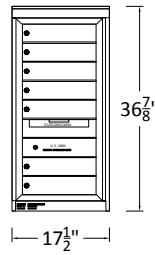
S5P1



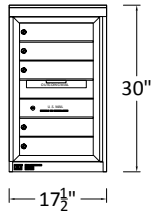
S4P1



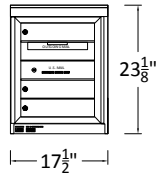
S7



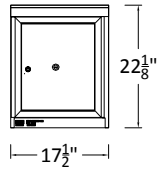
S5



S3

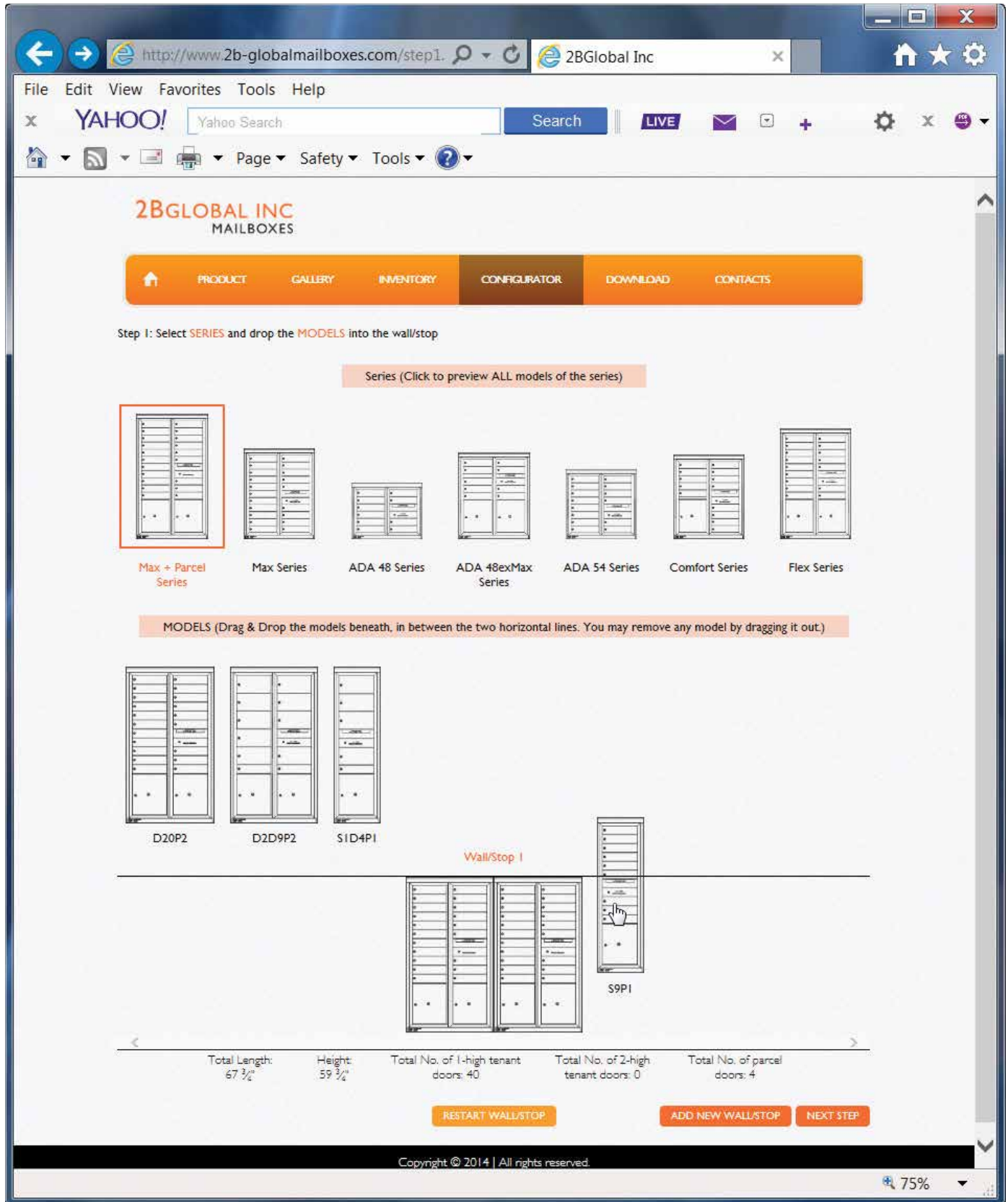


P1



Outgoing mail slots and some tenant doors are ADA compliant with the 48" high forward reach limit. Parcel door compartment shelves are ADA compliant with 15" low forward reach limit.

THE USPS COLLECTION ONLINE CONFIGURATOR



Step 1: Select SERIES and drop the MODELS into the wall/stop

Series (Click to preview ALL models of the series)

- Max + Parcel Series
- Max Series
- ADA 48 Series
- ADA 48exMax Series
- ADA 54 Series
- Comfort Series
- Flex Series

MODELS (Drag & Drop the models beneath, in between the two horizontal lines. You may remove any model by dragging it out.)

- D20P2
- D2D9P2
- SID4P1

Wall/Stop 1

- S9P1

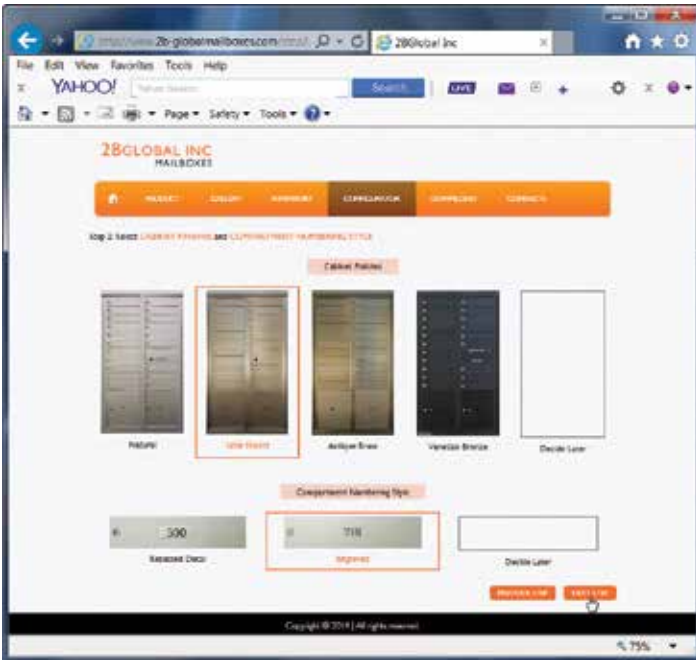
Total Length: 67 $\frac{3}{4}$ " Height: 59 $\frac{3}{4}$ " Total No. of 1-high tenant doors: 40 Total No. of 2-high tenant doors: 0 Total No. of parcel doors: 4

RESTART WALL/STOP ADD NEW WALL/STOP NEXT STEP

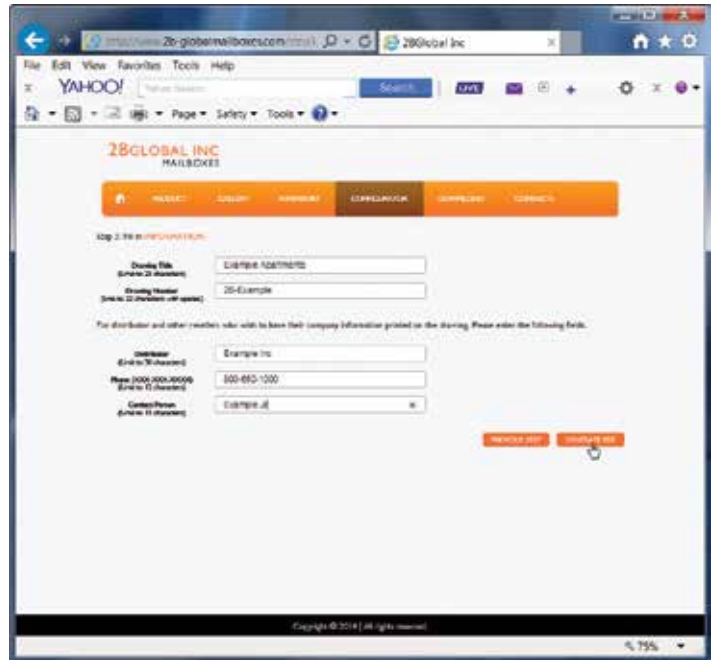
Copyright © 2014 | All rights reserved.

Step 1: Select Series and Models

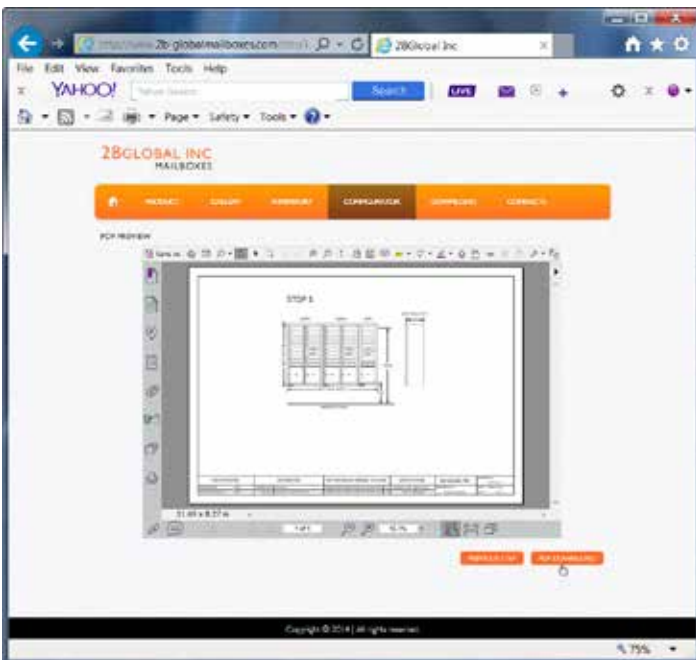
THE USPS COLLECTION ONLINE CONFIGURATOR



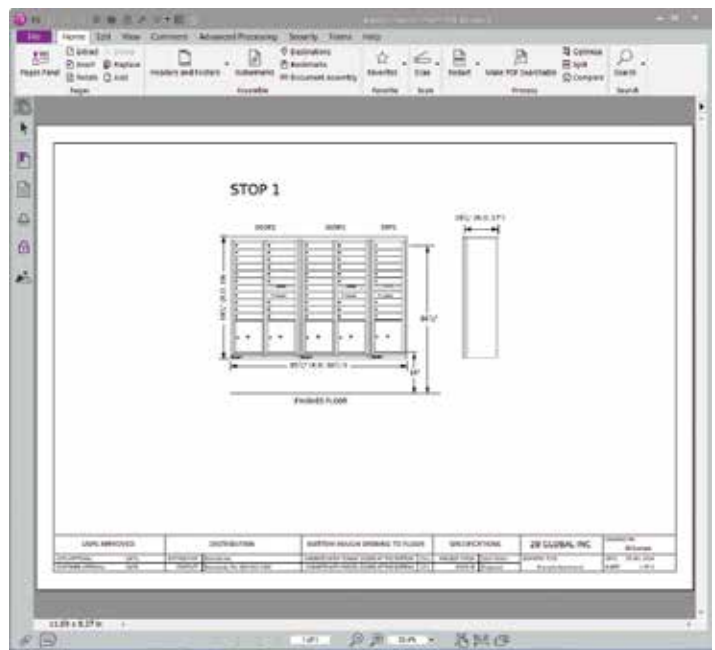
Step 2: Select Finishes and Numbering Style



Step 3: Fill in Information



PDF Preview



Downloaded PDF

Designed for Today

Built for Security

Easy to Install



oh, hi there.



Two Concise Kiosks with
Caulking & Paint Touchup

CENTRALIZED DELIVERY SYSTEM (CDS)

CDS CONCISE SERIES



MAILBOX CDS COLLECTION
from 2BGLOBAL provides outdoor
enclosures for the USPS-4C
horizontal mailboxes.

USPS-4C

Outdoor solutions for 2BGLOBAL's line of horizontal 4C mailboxes.

CONTINUOUS LINE-UP

The CDS collection can be lined up next to each other to form a continuous, centralized delivery system, replacing the need for a custom mailbox shelter at a fraction of the cost.

COLORS & FINISH

Available in four standard textured stucco colors. The mailbox CDS collection can also be painted on site to match any color scheme.

CONSISTENT QUALITY

Pre-fabricated kiosks provide consistent quality every time.

SECURITY

All fasteners are concealed for security.

EASY INSTALLATION

Four masonry anchors to secure the base to the ground. Four bolts to attach the kiosk to the base. Four screws to install the mailbox cabinet to the kiosk.

CORROSION RESISTANT

All non-stainless steel panels are electro-coated with corrosion resistant primer used in the automobile industry. Our coating plant (Eisenmann of Germany) uses Cathodic Electrode Deposition (CED) technology to ensure that the steel panels are protected against severe weather conditions. We use only high quality primer from PPG USA.

WARRANTY

Our mailbox CDS come with a five (5) year limited warranty against corrosion (perforation under normal use only) and manufacturing defects.

CDS CONCISE SERIES
KIOSK FINISH



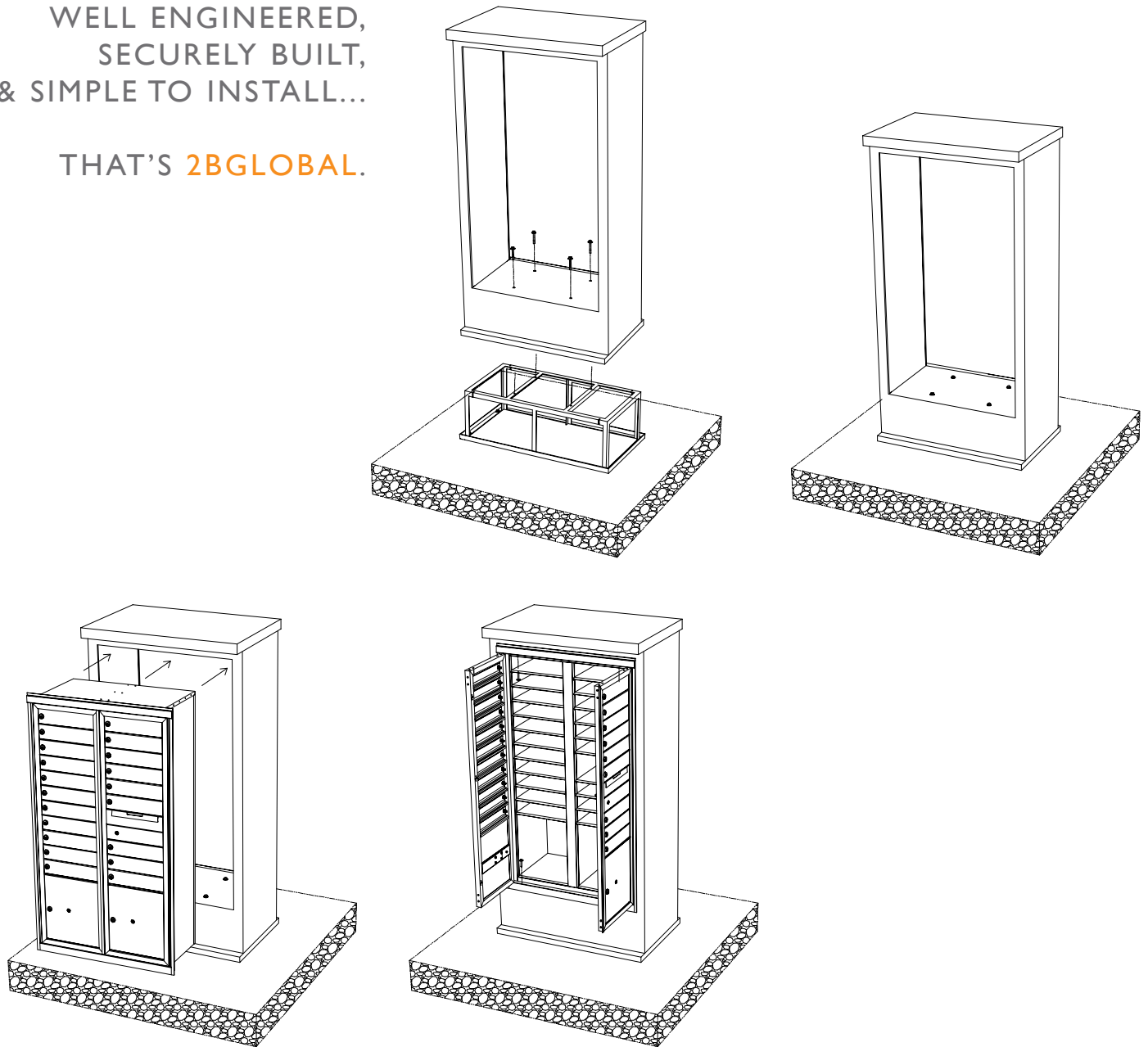
Kiosk Finish in Grey/Graphite Stucco
(Mailbox in Satin Nickel)



Kiosk Finish in Tan/Bark Stucco
(Mailbox in Satin Nickel)

WELL ENGINEERED,
SECURELY BUILT,
& SIMPLE TO INSTALL...

THAT'S 2BGLOBAL.

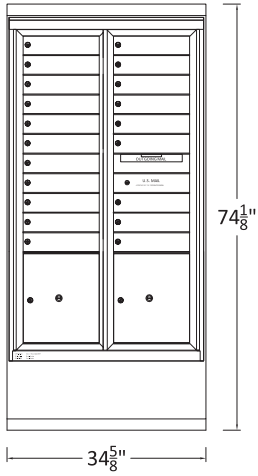


2BGLOBAL Centralized Delivery Systems (CDS) are structurally engineered for safety and durability. Our mailbox CDS are made of heavy gauge steel, which has four times the tensile strength of aluminum panels (Grade 1100) and two times the tensile strength of aluminum extrusions (grade 6063-T6), thus making it more resistant to bending, flexing, breaking, and denting.

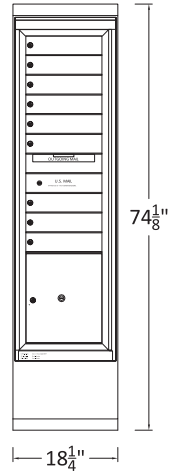
CDS CONCISE SERIES SPECIFICATIONS



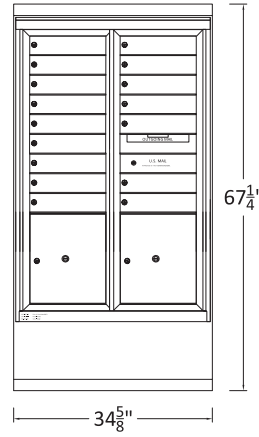
CE1D-D20P2



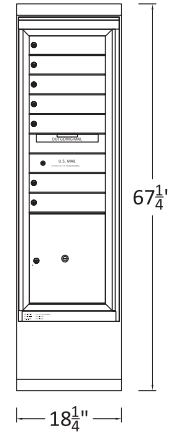
CE1S-S9P1



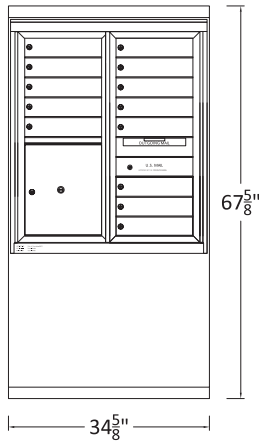
CE1D-D16P2



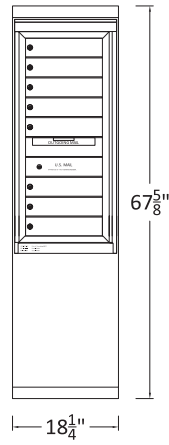
CE1S-S7P1



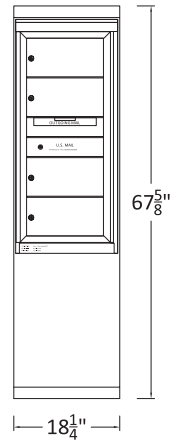
CE1D-D13P1



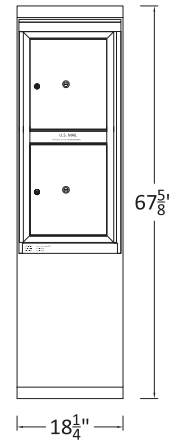
CE1S-S8



CE1S-SD4



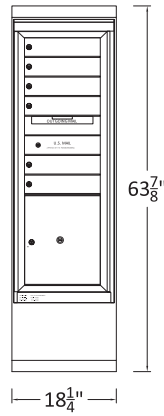
CE1S-P2



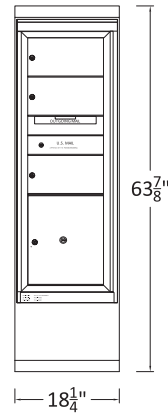
CDS CONCISE SERIES SPECIFICATIONS



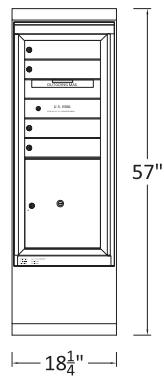
CE1S-S6P1



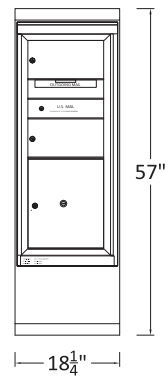
CE1S-SD3P1



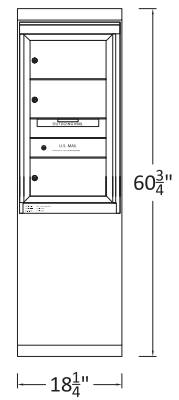
CE1S-S4P1



CE1S-SD2P1



CE1S-SD3








THE PRIVATE COLLECTION

- DESIGNED WITH STYLE
- ENGINEERED FOR STRENGTH
- BUILT TO ENDURE



THE PRIVATE COLLECTION

PREMIER MAIL DELIVERY SOLUTIONS



THE PRIVATE COLLECTION FROM **2BGLOBAL** OFFERS THREE POINTS OF SECURE DELIVERY ACCESS.

Alone, each point of delivery access provides enormous benefits. Together, they offer endless flexibility. The new 2BGLOBAL Private Collection Mailboxes — Convenience secured.

THREE POINTS OF SECURE DELIVERY ACCESS

- Secure full access to all compartments via the Master Door
- Secure limited access to all compartments via the Central Delivery Flap Control*
- Secure limited access to tenant compartments via the Delivery Flap

WARRANTY

We manufacture our mailboxes to the highest standards in the industry. Each mailbox comes with a five year guarantee.

* Central Management Door on rear loading models

PRIVATE COLLECTION MASTER DOOR



THE STYLE, STRENGTH, AND DURABILITY OF 2BGLOBAL'S MASTER DOOR IS TRULY UNPARALLELED.

The master door is a true blend of form and function. The bold frame holds the master door lock as well as the convenient door pull. The frame is made of 1-1/8" wide aluminum extrusion and each corner is reinforced with a 1" square solid aluminum angle bar. To assure longevity and resistance to sagging, the master door has been tested to 150,000 cycles, the equivalent of over 100 years of heavy use. The style, strength, and durability of 2BGLOBAL's master door is truly unparalleled in the industry.



ENGINEERED FOR EFFICIENCY

The quality and thickness of 2BGLOBAL's master door allows the master lock to be securely mounted to the frame itself. Unlike other manufacturers' designs, 2BGLOBAL's master lock does not take up any compartment, leaving all compartments for customer use.

STRENGTH + DURABILITY = RELIABILITY

The same high quality keeps our master door from twisting or warping, and inhibits break-ins. These mailboxes have been designed to provide years of trouble-free, secure service.

USPS, FedEx, USPS overnight letters, the day's mail, and a medium sized package will easily fit into the large compartments. Available in a variety of customer door sizes, 2BGLOBAL mailboxes are designed to meet all mail delivery needs.



Door frame and angle bar



Master door handle and lock

PRIVATE COLLECTION

CENTRAL DELIVERY FLAP CONTROL

SECURE LIMITED ACCESS TO ALL COMPARTMENTS



CENTRAL DELIVERY FLAP CONTROL

Secure limited access to all compartments via the Central Delivery Flap Control. With a twist of the wrist, 2BGLOBAL's central flap system allows for easy access to all individual compartment flaps. This unique and patented system is a 2BGLOBAL exclusive! This system allows for delivery of mail, even large envelopes, without allowing access to the mail that may already be in the tenant's mailbox. Added convenience with added security.

The central delivery flap control is an ergonomically designed locking mechanism that has undergone a 150,000 cycle fatigue test to safeguard against failure. What makes this mechanism so unique is its arrangement of gears and rollers that ensures strong yet smooth operation.

PRIVATE COLLECTION

DELIVERY FLAP

SECURE LIMITED ACCESS TO TENANT COMPARTMENTS



Latch



Mail Delivery



Delivery Flap



Unlock the latch for limited individual compartment access.

DELIVERY FLAP

If a tenant wishes to receive letters from outside the normal delivery channels, an individual compartment's delivery flap may be unlocked with a simple flip of a latch. The tenant no longer has to wait for mailroom personnel to deliver an urgent letter. The sender can deposit it through the delivery flap, leaving all mail already in the box totally secure. 2BGLOBAL mailboxes deliver more than just mail, they also provide access to convenience, flexibility, and peace of mind.

PRIVATE COLLECTION

TRI-POINT SERIES

FRONT LOADING



FRONT LOADING

The 2BGLOBAL Tri-Point Front Loading Series offers delivery options not found in any other mailbox. From the heavy-duty master door to the patented central delivery flap control and the tenant-controlled delivery flap, safe and secure premium delivery solutions are yours for the choosing!

- Secure full access to all compartments via the Master Door
- Secure limited access to all compartments via the Central Delivery Flap Control
- Secure limited access to tenant compartments via the Delivery Flap

RIGHT: REAR VIEW WITH MASTER DOOR OPEN

PRIVATE COLLECTION

TRI-POINT SERIES

REAR LOADING



ABOVE: FRONT VIEW



REAR LOADING

The 2BGLOBAL Tri-Point Rear Loading Series utilizes the same strong and tested master door that is featured in the Front Loading Series, but instead of a central delivery flap control, there is a central management door at the rear. Simply unlock the central management door to gain access to all tenant compartments via individual slots. Like the Front Loading Series, individual tenant delivery flap access is through the front of the mailbox.

- Secure full access to all compartments via the Master Door
- Secure limited access to all compartments via the Central Management Door
- Secure limited access to tenant compartments via the Delivery Flap

PRIVATE COLLECTION

TRI-POINT SERIES

MAILBOX CABINET DIMENSIONS

(W) x (H) x 16-1/2" (D)

FRONT LOADING		TRI-POINT SERIES	
	2 columns	3 columns	
	10-1/2" (w) x 4-1/4" (h) Customer Door		
4 rows	24-3/8" x 24-1/2"	n/a	
5 rows	24-3/8" x 28-7/8"	n/a	
6 rows	24-3/8" x 33-1/8"	n/a	
7 rows	24-3/8" x 37-1/2"	35" x 37-1/2"	
8 rows	24-3/8" x 41-3/4"	35" x 41-3/4"	
9 rows	24-3/8" x 46-1/8"	35" x 46-1/8"	
10 rows	24-3/8" x 50-1/2"	35" x 50-1/2"	
11 rows	24-3/8" x 54-3/4"	35" x 54-3/4"	
	10-1/2" (w) x 5-7/8" (h) Customer Door		
4 rows	24-3/8" x 30-3/4"	35" x 30-3/4"	
5 rows	24-3/8" x 36-3/4"	35" x 36-3/4"	
6 rows	24-3/8" x 42-5/8"	35" x 42-5/8"	
7 rows	24-3/8" x 48-1/2"	35" x 48-1/2"	
8 rows	24-3/8" x 54-3/8"	35" x 54-3/8"	

REAR LOADING		TRI-POINT SERIES	
	2 columns	3 columns	
	10-1/2" (w) x 4-1/4" (h) Customer Door		
4 rows	24-3/8" x 23-1/4"	n/a	
5 rows	24-3/8" x 27-1/2"	n/a	
6 rows	24-3/8" x 31-7/8"	n/a	
7 rows	24-3/8" x 36-1/4"	35" x 36-1/4"	
8 rows	24-3/8" x 40-1/2"	35" x 40-1/2"	
9 rows	24-3/8" x 44-7/8"	35" x 44-7/8"	
10 rows	24-3/8" x 49-1/4"	35" x 49-1/4"	
11 rows	24-3/8" x 53-1/2"	35" x 53-1/2"	
	10-1/2" (w) x 5-7/8" (h) Customer Door		
4 rows	24-3/8" x 29-1/2"	35" x 29-1/2"	
5 rows	24-3/8" x 35-3/8"	35" x 35-3/8"	
6 rows	24-3/8" x 41-3/8"	35" x 41-3/8"	
7 rows	24-3/8" x 47-1/4"	35" x 47-1/4"	
8 rows	24-3/8" x 53-1/8"	35" x 53-1/8"	

PRIVATE COLLECTION FINISHES



Natural Anodized Tenant Doors & Frames



Stainless Steel Tenant Doors & Natural Anodized Frames

2BGLOBAL MAILBOXES

(P) : 800.650.2606

(F) : 949.502.3772

(W) : WWW.2B-GLOBALMAILBOXES.COM

